





*Lake Elsinore Unified School District*  
**District Common Assessment Standards Schedule 2007-2008**  
**GRADE 4 MATHEMATICS**

(Based on the California State Standards CST Blueprints - adopted by the State Board of Education 10/02)

**Assessment Schedule:**

 = Before October 31, 2007	 = Before February 14, 2008
 = Before December 7, 2007	 = Before April 3, 2008

CALIFORNIA CONTENT STANDARDS: GRADE 4	# of Items on CST	% of CST
<b>Number Sense</b>	<b>31</b>	<b>48%</b>
<b>Standard Set 1.0 Students understand the place value of whole numbers and decimals to two decimal places and how whole numbers and decimals relate to simple fractions. Students use the concepts of negative numbers:</b>		
1.1* Read and write whole numbers in the <del>millions</del> <b>10,000's</b>	<b>3</b>	
1.1* Read and write whole numbers in the <del>millions</del> <b>100,000's</b>	<b>3</b>	
1.1* Read and write whole numbers in the millions.	<b>3</b>	
1.2* Order and compare whole numbers and decimals to two decimal places.	<b>2</b>	
1.3* Round whole numbers through the millions to the nearest ten, hundred, thousand, ten thousand, <del>or hundred thousand.</del>	<b>2</b>	
1.3* Round whole numbers through the millions to the nearest ten, hundred, thousand, ten thousand, or hundred thousand.	<b>2</b>	
1.4* Decide when a rounded solution is called for and explain why such a solution may be appropriate.	<b>NA***</b>	
1.5 Explain different interpretations of fractions, for example, parts of a whole, parts of a set, and division of whole numbers by whole numbers; explain equivalents of fractions (see Standard 4.0).	<b>1/2**</b>	
1.6 Write tenths and hundredths in decimal and fraction notations, and know the fraction and decimal equivalents for halves and fourths (e.g., $\frac{1}{2} = 0.5$ or $.50$ ; $\frac{7}{4} = 1 \frac{3}{4} = 1.75$ ). <b>(no number lines)</b>	<b>1/2**</b>	
1.6 Write tenths and hundredths in decimal and fraction notations, and know the fraction and decimal equivalents for halves and fourths (e.g., $\frac{1}{2} = 0.5$ or $.50$ ; $\frac{7}{4} = 1 \frac{3}{4} = 1.75$ ). <b>(including number lines)</b>	<b>1/2**</b>	

*Lake Elsinore Unified School District*  
**District Common Assessment Standards Schedule 2007-2008**  
**GRADE 4 MATHEMATICS**

(Based on the California State Standards CST Blueprints - adopted by the State Board of Education 10/02)

<b>CALIFORNIA CONTENT STANDARDS: GRADE 4</b>		<b># of Items on CST</b>
1.7	Write the fraction represented by a drawing of parts of a figure; represent a given fraction by using drawings; and relate a fraction to a simple decimal on a number line.	<b>1</b>
1.8*	Use concepts of negative numbers (e.g., on a number line, in counting, in temperature, in "owing").	<b>3</b>
1.9*	Identify on a number line the relative position of positive fractions, positive mixed numbers, and <del>positive decimals</del> <u>to two decimal places.</u>	<b>3</b>
1.9*	Identify on a number line the relative position of positive fractions, positive mixed numbers, and positive decimals to two decimal places.	<b>3</b>

*Lake Elsinore Unified School District*  
**District Common Assessment Standards Schedule 2007-2008**  
**GRADE 4 MATHEMATICS**

(Based on the California State Standards CST Blueprints - adopted by the State Board of Education 10/02)

CALIFORNIA CONTENT STANDARDS: GRADE 4	# of Items on CST	% of CST
<b>Standard Set 2.0 Students extend their use and understanding of whole numbers to the addition and subtraction of simple decimals:</b>		
2.1 Estimate and compute the sum or difference of whole numbers and <del>positive decimals</del> to two places.	1	
2.1 Estimate and compute the sum or difference of whole numbers and positive decimals to two places.	1	
2.2 Round two-place decimals to one decimal or the nearest whole number and judge the reasonableness of the rounded answer.	1/2**	
<b>Standard Set 3.0* Students solve problems involving addition, subtraction, multiplication, and division of whole numbers and understand the relationships among the operations:</b>		
3.1* Demonstrate an understanding of, and the ability to use, standard algorithms for the addition and subtraction of multidigit numbers.	3	
3.2* Demonstrate an understanding of, and the ability to use, standard algorithms for multiplying a multidigit number by a two-digit number and for dividing a multidigit number by a one-digit number; use relationships between them to simplify computations and to check results.	3	
3.2* Demonstrate an understanding of, and the ability to use, standard algorithms for multiplying a multidigit number by a two-digit number and for dividing a multidigit number by a one-digit number; use relationships between them to simplify computations and to check results.	3	
3.3* Solve problems involving multiplication of multidigit numbers by two-digit numbers.	3	
3.3* Solve problems involving multiplication of multidigit numbers by two-digit numbers.	3	
3.4* Solve problems involving division of multidigit numbers by one-digit numbers.	3	
3.4* Solve problems involving division of multidigit numbers by one-digit numbers.	3	
<b>Standard Set 4.0 Students know how to factor small whole numbers:</b>		
4.1 Understand that many whole numbers break down in different ways (e.g., $12 = 4 \times 3 = 2 \times 6 = 2 \times 2 \times 3$ ).	1/2**	
4.2* Know that numbers such as 2, 3, 5, 7, and 11 do not have any factors except 1 and themselves and that such numbers are called prime numbers.	2	

*Lake Elsinore Unified School District*  
**District Common Assessment Standards Schedule 2007-2008**  
**GRADE 4 MATHEMATICS**

(Based on the California State Standards CST Blueprints - adopted by the State Board of Education 10/02)

CALIFORNIA CONTENT STANDARDS: GRADE 4	# of Items on CST	% of CST
<b>Algebra and Functions</b>	<b>18</b>	<b>28%</b>
<b>Standard Set 1.0 Students use and interpret variables, mathematical symbols, and properties to write and simplify expressions and sentences:</b>		
1.1 Use letters, boxes, or other symbols to stand for any number in simple expressions or equations (e.g., demonstrate an understanding and the use of the concept of a variable).	1	
1.2* Interpret and evaluate mathematical expressions that now use parentheses. <b>(addition and subtraction)</b>	5	
1.2* Interpret and evaluate mathematical expressions that now use parentheses. <b>(multiplication and division)</b>	5	
1.2* Interpret and evaluate mathematical expressions that now use parentheses.	5	
1.2* Interpret and evaluate mathematical expressions that now use parentheses.	5	
1.3* Use parentheses to indicate which operation to perform first when writing expressions containing more than two terms and different operations.	3	
1.3* Use parentheses to indicate which operation to perform first when writing expressions containing more than two terms and different operations.	3	
1.4 Use and interpret formulas (e.g., area = length $\times$ width or $A = lw$ ) to answer questions about quantities and their relationships.	1	
1.5* Understand that an equation such as $y = 3x + 5$ is a prescription for determining a second number when a first number is given. <b>(Basic)</b>	2	
1.5* Understand that an equation such as $y = 3x + 5$ is a prescription for determining a second number when a first number is given. <b>(Basic)</b>	2	
<b>Standard Set 2.0* Students know how to manipulate equations:</b>		
2.1* Know and understand that equals added to equals are equal. <b>(Basic ex: <math>35 + 6 = 35 + \underline{\quad}</math>)</b>	3	
2.1* Know and understand that equals added to equals are equal. <b>(Multi-step)</b>	3	
2.2* Know and understand that equals multiplied by equals are equal. <b>(Basic ex: <math>21 \times 7 = 7 \times a</math>)</b>	3	
2.2* Know and understand that equals multiplied by equals are equal. <b>(Multi-step)</b>	3	

*Lake Elsinore Unified School District*  
**District Common Assessment Standards Schedule 2007-2008**  
**GRADE 4 MATHEMATICS**

(Based on the California State Standards CST Blueprints - adopted by the State Board of Education 10/02)

CALIFORNIA CONTENT STANDARDS: GRADE 4	# of Items on CST	% of CST
<b>Measurement and Geometry</b>	<b>12</b>	<b>18%</b>
<b>Standard Set 1.0 Students understand perimeter and area:</b>		
1.1 Measure the area of rectangular shapes by using appropriate units such as square centimeter (cm <sup>2</sup> ), square meter (m <sup>2</sup> ), square kilometer (km <sup>2</sup> ), square inch (in <sup>2</sup> ), square yard (yd <sup>2</sup> ), or square mile (mi <sup>2</sup> ).	1/2**	
1.2 Recognize that rectangles that have the same area can have different perimeters.	1/2**	
1.3 Understand that rectangles that have the same perimeter can have different areas.	1/2**	
1.4 Understand and use formulas to solve problems involving perimeters and areas of rectangles and squares. Use those formulas to find the areas of more complex figures by dividing the figures into basic shapes.	1/2**	
<b>Standard Set 2.0* Students use two-dimensional coordinate grids to represent points and graph lines and simple figures:</b>		
2.1* Draw the points corresponding to linear relationships on graph paper (e.g., draw 10 points on the graph of the equation $y = 3x$ and connect them by using a straight line).	2	
2.2* Understand that the length of a horizontal line segment equals the difference of the x-coordinates.	2	
2.3* Understand that the length of a vertical line segment equals the difference of the y-coordinates.	2	
<b>Standard Set 3.0 Students demonstrate an understanding of plane and solid geometric objects and use this knowledge to show relationships and solve problems:</b>		
3.1 Identify lines that are parallel and perpendicular.	1	
3.2 Identify the radius and diameter of a circle.	1	
3.3 Identify congruent figures.	1/3**	
3.4 Identify figures that have bilateral and rotational symmetry.	1/3**	
3.4 Identify figures that have bilateral and rotational symmetry.	1/3**	
3.5 Know the definitions of a right angle, an acute angle, and an obtuse angle. Understand that 90°, 180°, 270°, and 360° are associated, respectively with 1/4, 1/2, 3/4, and full turns.	1/3**	

*Lake Elsinore Unified School District*  
**District Common Assessment Standards Schedule 2007-2008**  
**GRADE 4 MATHEMATICS**

(Based on the California State Standards CST Blueprints - adopted by the State Board of Education 10/02)

<b>CALIFORNIA CONTENT STANDARDS: GRADE 4</b>		<b># of Items on CST</b>	
3.6	Visualize, describe, and make models of geometric solids (e.g., prisms, pyramids) in terms of the number and shape of faces, edges, and vertices; interpret two-dimensional representations of three-dimensional objects; and draw patterns (of faces) for a solid that, when cut and folded, will make a model of the solid.	1/3**	
3.7	Know the definitions of different triangles (e.g., equilateral, isosceles, scalene) and identify their attributes.	1/3**	
3.8	Know the definition of different quadrilaterals (e.g., rhombus, square, rectangle, parallelogram, trapezoid).	1/3**	
<b>Statistics, Data Analysis, and Probability</b>		<b>4</b>	<b>6%</b>
<b>Standard Set 1.0 Students organize, represent, and interpret numerical and categorical data and clearly communicate their findings:</b>			
1.1	Formulate survey questions; systematically collect and represent data on a number line; and coordinate graphs, tables, and charts.	1	
1.2	Identify the mode(s) for sets of categorical data and the mode(s), median, and any apparent outliers for numerical data sets.	2/3**	
1.3	Interpret one- and two-variable data graphs to answer questions about a situation. <b>(basic)</b>	1	
1.3	Interpret one- and two-variable data graphs to answer questions about a situation. <b>(complex)</b>	1	
<b>Standard Set 2.0 Students make predictions for simple probability situations:</b>			
2.1	Represent all possible outcomes for a simple probability situation in an organized way (e.g., tables, grids, tree diagrams).	2/3**	
2.2	Express outcomes of experimental probability situations verbally and numerically (e.g., 3 out of 4; $\frac{3}{4}$ ).	2/3**	
<b>GRADE 4 TOTAL</b>		<b>65</b>	<b>100%</b>